


FAMOUS

weber®

KETTLES



The complete line of charcoal, gas & electric barbecue kettles & accessories.



the best there is.



The Weber Kettle the best there is.

- All Weber Kettles are quality built of heavy duty steel—porcelainized inside and out—to outlast ordinary barbecues. Flare-ups are eliminated since the briquettes consume excess oxygen. You don't have to turn roasts; meats and vegetables won't scorch. Whole meals can be cooked at one time.
- And in economy, Weber is the leader. Foods cook faster so less charcoal is needed. Closing all the dampers after cooking will extinguish the coals for future use. That's economy!
- Only a Weber Kettle combines the fun and flavor of an outdoor barbecue with the economy and heat control of an oven. No wonder it's America's favorite line of outdoor cooking equipment and recognized nationally as "the best there is".

Vents on top and bottom of kettles allow air to circulate evenly. Closing vents after cooking extinguishes charcoal for future use.

Opening at handle allows addition of charcoal safely and easily.

Heavy duty steel kettle, porcelainized inside and out. Won't rust, burn, fade or stain. Acid and corrosion resistant. Easy to clean.

Non-rusting aluminum legs.

Plated brace for strength and long service.

Easy-to-clean plated cooking grill.

Heavy duty charcoal grill allows charcoal to burn evenly.

Patented leg couplings, porcelainized to resist corrosion.

Aluminum ash catcher, for easy disposal of ashes.

Heavy duty wheels for easy portability.





BK-760
Key Lime
"The Gardner"

The most popular Charcoal Kettles in America 700 Series



The Direct Method of cooking with a Weber Charcoal Kettle is best for broiling hamburgers, steaks, and chops. Food is placed on the grill directly over a single layer of coals.

Here's the most popular outdoor cooker in America . . . the famous Weber 700 series charcoal kettle. Big 22½" diameter grill is the perfect size for most families. Cooks whole meals with delicious, outdoor flavor the way folks love it. Handsome porcelain finish inside and out with rust-proof aluminum ash catcher and legs. 29" high. Shipped in single carton, 4.92 cu. ft., 36 lbs. Patent No. 3538906



The Indirect Method is for roasting turkeys, fish, fowl, ham, roasts, thick cuts, vegetables, etc. An aluminum drip pan is placed directly beneath the food with the charcoal on either side.



BK-710
Jet Black
"The Texan"



BK-720
Yellow
"The Gourmet"



BK-730
Red
"The Statesman"



BK-780
Copper Mist
"The Warrior"

WEBER CHAR

Famous Weber® Charcoal Kettles for every size family...every family need.

Smokey Joe

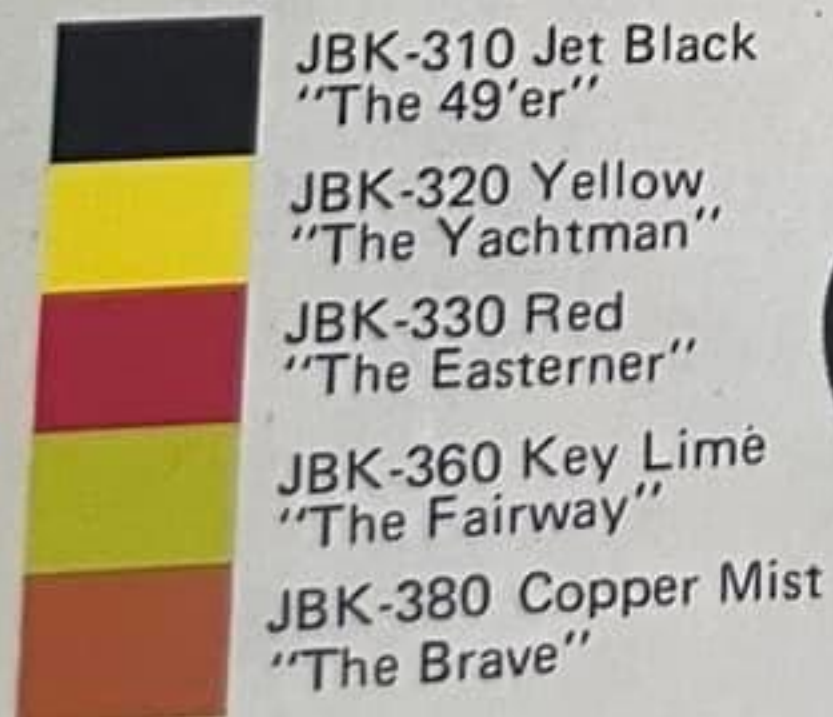
Big enough for small roasts, chickens, etc. Collapsible leg construction makes it perfect for picnics or camping trips. Porcelain finish inside and out. 14½" kettle dia. 17½" high. Individually packed, shipped 6 to a case. 8.6 cu. ft., 60 lbs.

SJ-100 Black only



300 Series

The more compact version of the 700's. 18½" kettle diameter, 28" high. Porcelain finish, aluminum ash catcher and legs. Shipped in single carton, 3.3 cu. ft., 27 lbs.



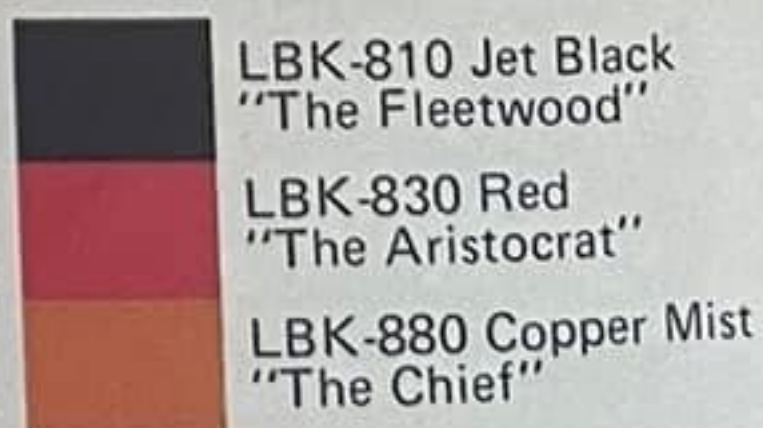
The Outdoor Companion

Aluminum legs are easy to remove for compact packing. 18½" kettle diameter. 28" high. Porcelain finish inside and out. A delight for camping, picnics, auto trips. Shipped in single carton, 3.3 cu.ft. 21 lbs. JBK-300 Jet Black "The Outdoor Companion"



800 Series

For big families with big appetites the true entertainer's delight. Big 26¾" kettle diameter, 32" high. Porcelain finish inside and out over heavy gauge steel. Aluminum ash catcher and legs. Shipped in single carton, 7.55 cu. ft., 53 lbs.



R COAL KETTLES



The Imperial Sequoia Wagon

The imperial Sequoia is the ultimate in outdoor cooking. Colorful Weber Kettle nestles in handsome redwood wagon, adds charm to any backyard or patio. Overall dimensions with 700 series kettle in place: 30 1/4" high, 28" wide, 53 1/4" long. Shipped as one unit in separate cartons. Wagon (KD) 55" x 28 1/4" x 8 3/4", 85 lbs. Weber Kettle 23 1/2" x 23 1/2" x 15-3/8", 30 lbs.
IS-930 Wagon/Red Kettle
IS-980 Wagon/Copper Mist Kettle
IS-960 Wagon/Key Lime Kettle

Red

Copper
Mist

Key
Lime



The Ranch

This Weber Kettle is so big it can be used by clubs, lodges and for really big parties. Giant 37 1/2" kettle diameter, 27" high. Hinged openings in cooking grill permits chef to add additional coal easily while cooking. Porcelain finish inside and out over heavy duty steel. Shipped in single carton. 12.33 cu. ft., 125 lbs.
RB-600 Jet Black only, "The Ranch"



The Seville

The classic styling of this antique white finished wrought iron cart adds a touch of enduring elegance to any patio. Traditional Weber quality construction will provide years of beautiful service. 700 Series Kettle in choice of three accent colors with a full 22 1/2" diameter cooking area. Cart measures 30 1/4" x 28" x 40" with kettle in place. Kettle and cart shipped separately. Weber Kettle in carton. 4.95 cu. ft., 30 lbs. Cart KD 12 cu. ft., 57 lbs.
WI-1030 Cart/Red Kettle
WI-1080 Cart/Copper Mist Kettle
WI-1060 Cart/Key Lime Kettle

Red

Copper
Mist

Key
Lime

WEBER GAS KETTLE



Great cookout flavor with the ease and dependability of Natural & LP Gas.

3 Mounting Options

Three options are available, each in either Natural or LP Gas. All include Valve, Regulator, Tube & Fittings.



Patio Mount
Sturdy, "Y"-shaped stand for safe, easy positioning. Can be fastened to wood deck or patio. Shipped in separate carton. 21" x 6" x 6", .45 cu. ft., 15 lbs.
GG-002 Natural Gas
GG-003 LP Gas




Portable Mount
Moves easily on improved base & wheels. 10 ft. flexible hose on natural gas unit gives you pool or patio convenience. (L.P. tank-holder & 3 ft. flexible hose on GG-005 only)
GG-004 NATURAL GAS
Shipped in carton 21" x 6" x 11 1/2", .85 cu. ft., 20 lbs.
GG-005 L P GAS
Base shipped in carton 22" x 8" x 11 1/2". (1.17 cu. ft.) 24 lbs.



Permanent Base
Put it where you want it for year-round pleasure. Shipped in separate carton. 10 1/2" x 5 1/4" x 26 1/2", 14 lbs.
GG-001 Natural Gas
GG-006 LP Gas

3 Kettle Colors

Solid Weber quality combined with Weber designed beauty. Heavy duty steel kettle and lid are porcelainized inside and out. Big 22 1/2" kettle diameter. Shipped in single carton. 8.4 cu. ft., 43 lbs.



GG-110	GG-120	GG-130
Jet Black	Yellow	Red
Kettle	Kettle	Kettle



Patent No. 3688758

AS KETTLES



ved
l gas
patio
k-
nose
AS
x 6"
os.



EXCLUSIVE!

HIGH BURNER POSITION

High Burner Position for Searing. One of the beauties of a convenient Weber Gas Kettle is the choice of cooking positions. With the burner up, the direct flame sears meats quickly... sealing in all the natural flavor and good meat juices.



LOW BURNER POSITION

Low Burner Position—for Broiling, Roasting & Baking. With the burner in the down (indirect) position, you can broil and roast without flare-ups. Exclusive Weber flame shield guards against flare-ups, radiates heat through lava rocks, gives foods that wonderful cookout flavor.



WEBER ELECTRIC KETTLES



All the flavor of a cookout plus the convenience of electric cooking.

The Weber cooking element is designed to deliver 1800 watts of cooking heat. This converts to an amperage draw of 15 amps. It operates on standard 110 volt household current fused for 15 amp. Equipped with cord minder and 6 ft. heavy duty grounded 14 gauge cord. UL Listed No. E-25736.

(Note: As with all electric barbecues, using a 14 gauge extension cord will insure maximum performance.)



UL
Listed No.
E-25736

1300 Series

Porcelain finish inside and out. Single heating element, self-cleaning lava rock. 18" kettle diameter. 28" high. Shipped in two cartons (5.82 & 3.24 cu. ft.) 52 lbs. total.



EG-1310 Jet Black EG-1320 Yellow EG-1330 Red



Direct Cooking

For broiling steaks, hamburgers, etc. place food on cooking grill directly over element. Use cover to save energy.



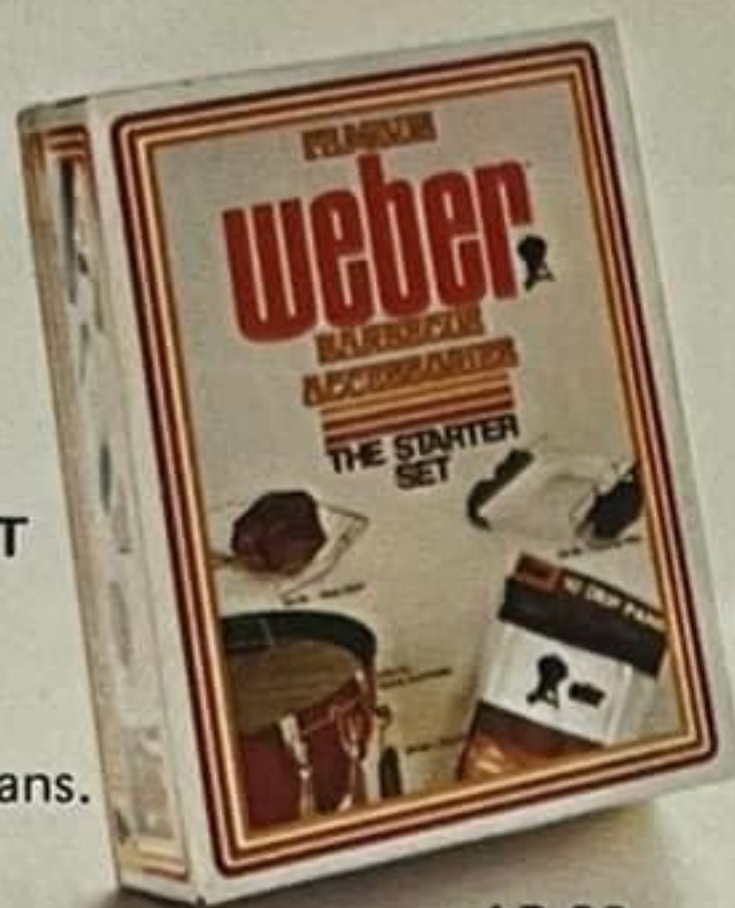
Indirect Cooking

For roasting & baking turkeys, roasts, casseroles, etc. place roast in drip pan on cooking grill. Dial desired heat on Weber's infinite heat control.

Patent Pending

WEBER ACCESSORY PACKS

THE STARTER SET
Includes charcoal
rails, roast holder,
grill & tool holder,
10 aluminum drip pans.
.67 cu. ft., 4.37 lbs.
AP-88




AP-88



CR-39



DP-30



RH-95

GTH-12

DCB-1



RR-36




RH-95



CR-39



DP-30



AP-89

**THE OUTDOOR
CHEF JR.**
Includes charcoal
rails, rib rack, roast
holder, deluxe cook
book, 10 aluminum drip
pans.
.9 cu. ft., 5 1/4 lbs.
AP-89



AP-90

CT-38



CR-39



DP-30



RR-37



DCB-1



RH-95

THE GOURMET
Includes corn &
tater grill, roast
holder, rib rack,
charcoal rails, deluxe
cook book and 10
aluminum pans.
1.25 cu. ft., 6 1/2 lbs.
AP-90 For the 700 Series only.

Quality Weber add new fun, versatility to



A



B



C



D



E

A.F. CORN 'N' TATOR GRILL Deluxe nickel plated cooking ring for use on top of standard cooking grill or use it individually. Will barbecue cook any combination of corn or spuds. The perfect accessory. Shipped in a single carton.

F CT31 (for 300 Series & 1300 Electric)
(.64 cu. ft.) 2 lbs.
A CT38 (for 700 Series & Gas)
(1.5 cu. ft.) 3 lbs.
CT32 (for 800 Series) (not shown)
(1.06 cu. ft.) 4 lbs.

B. DRIP PANS Heavy gauge aluminum pans designed to easily drop into position for indirect cooking in your WEBER grill or can be used for indoor oven cooking. Packaged 10 pans per poly bag. Shipped 10 bags per master carton. (1.9 cu. ft.) 10 lbs.
DP30 (single bag of 10 pans)

C. CHARCOAL RAILS Newest aid to indirect cooking. Rails slip over bottom grill to keep charcoal along sides of kettle. Shipped in single carton. (.08 cu. ft.) 1lb.
CR39

D. ROAST HOLDER Ideal for the preparation of fowl or roasts particularly if gravies or sauces are desired from drippings. Convenient handles allow easy transfer of meat to table or carving area. Suitable for oven cooking as well as WEBER barbecuing. (.37 cu. ft.) 2 lbs.
RH-95

E. DELUXE COOK BOOK 80 pages of exciting WEBER cooking ideas in a full color, hard bound cover. Has more than 50 taste-tempting, full color illustrations. Shipped 10 to a carton, 10 lbs.

G. HICKORY CHUNKS Top quality hickory chunks, for extra smoked flavor. Pure hardwood chunks burn slowly and evenly. 4 lbs. per box, 12 boxes to carton. (2.42 cu. ft.) 50 lbs.
HC-17

H. SMOKER ATTACHMENT For expert or beginner, if you enjoy smoked meats, this accessory is a must. Just follow the directions in the cook book which accompanies the accessory. Shipped in a single carton. (.31 cu. ft.) 3 lbs.
SM16

I.J. RIB RACK Also great for cooking halves of chicken or extra-thick chops. Sturdy nickel plated rack increases rib cooking capacity by 50%. Adapts to any cooking unit or oven. Shipped in single carton.

I RR36 (for 300 Series & 1300 Electric)
(.25 cu. ft.) 3 lbs.
J RR37 (for 700 & 800 Series & Gas)
(.49 cu. ft.) 4 lbs.

K. COOK BOOK Tested recipes take all the guesswork out of barbecuing. Each display shipped complete with 10 books. In a single carton. 2 lbs.

DS 10 (Charcoal) Display stand with 10 books
DS 20 (Gas) Display stand with 10 books
DS 30 (Electric) Display stand with 10 books

L. WOK PAN Adds another dimension to your outdoor culinary skill. Prepare oriental foods quickly and easily. Steel Wok Pan and Tools with wooden handles fit 300 Series, 700 Series & Gas units.
WP80 (2.46 cu. ft.) 12 lbs.
WP83 Pan only (2.5 cu. ft.) 10 lbs.
WP81 Tools only (1.9) 2 lbs.



G

H

accessories to outdoor cooking.

M. GRIDDLE A cast iron griddle just like Grandma used for pancakes and sausage, or eggs and bacon. Do Sunday brunch or be truly an oriental chef in preparing a myriad of dishes like Teppan steaks or Kogane-yaki. (1.6 cu. ft.) 17½ lbs. 2 cover bells included
G14 (for 700 Series)

N. SHISH KABOB SET Ring and skewers fit into top of kettle. Lid covers ring while skewers are in cooking position. Jet Black porcelain finish ring. Stainless steel skewers. Heat-resistant hardwood handles.
S-25 (for 300 & 1300 Electric) 4 skewers.
(.75 cu. ft.) 5 lbs.
S-26 (for the 700 Series & Gas) 6 skewers.
(.93 cu. ft.) 6 lbs.
S-27 (for 800 Series) 6 skewers.
(1.51 cu. ft.) 7 lbs.

O. KETTLE COVERS Heavy duty vinyl cover — waterproof. Keeps kettle clean.
BC43 (for JBK Charcoal & 1300 Electric models) master pack of 5 - 5 lbs.
(.38 cu.ft.)
BC47 (for BK Charcoal & Gas models) master pack of 5 - 5 lbs. (.38 cu. ft.)
BC48 (for LBK models) master pack of 5 - 6 lbs. (.38 cu.ft.)
BC49 (for IS models) 2 lbs.
BC51 (for WI models) 2 lbs.

COVER FOR KETTLE & WORK TABLE
BTC57 (for BK Charcoal & Gas) 2 lbs.
master pack of 5 - 6 lbs. (.38 cu.ft.)

P. WORK TABLE An attractive and convenient addition to the kettle made of beautiful Teak Veneer. Adjustable aluminum legs. Also towel ring and utensil rack. Easily attaches to kettle. (18" x 30") (.71 cu. ft.) 13 lbs.
WT19

Q. WORK TABLE RACK Deluxe nickel plated shelving which attaches to the underside of work table or may remain free-standing. Shipped in single carton. (1.05 cu. ft.) 8½ lbs.
WTR18

R. GRILL & TOOL HOLDER High grade plated clamp on-grill and tool holder. Available in multiples of 6 only. Shipped 6 in a single carton. (.37 cu. ft.) 1 lb.
GTH12

S. BARBECUE APRON Tell them you've got the best there is in this bright 8.98 oz. duck chef's apron. 30" long with a 19" x 10" double pocket. Packed 5 to carton. (.38 cu. ft.) 4 lbs.
BA-96


NOT SHOWN

WEBER BARBECUE SPITS Jet Black porcelain finish. Rotisserie ring, shaft, 2 spit forks and electric motor. Converts grill to rotisserie cooking.

RA-21 (for 300 Series & 1300 Electric)
(1.84 cu. ft.) 14 lbs.
RA-22 (for 700 Series & Gas)
(2.1 cu. ft.) 14 lbs.
RA-24 (for 800 Series) (2.96 cu. ft.) 16 lbs.

SHAFTS, SPIT FORKS & MOTORS AVAILABLE SEPARATELY. SEE PRICE LIST.
ROTISSERIE RING

SH-10 (for 300 Series & 1300 Electric) 10 lbs.
SH-11 (for 700 Series & Gas) 11 lbs.
SH-13 (for 800 Series) 13 lbs.



Promotional Material



EP-76 ELECTRIC HANDLE SIGN

New P.O.P. stands on top of electric kettle to tell all that Weber has "Electric" units. Attaches to handle yet permits cover to be removed for selling.

WD-76 WEBER DISPLAY

A new, easy to use kettle display with pocket for consumer brochures. Ties in with "the best there is" theme. Mount on kettle or tandem wall.

HT-76 CHARCOAL HANG TAG

Made of tear resistant plastic paper, this popular identification tag fits on top or side handle of kettle — lists feature benefits and sales story.

CCH-76 CONSUMER BROCHURE HOLDER

Easel back card with pocket to keep brochures neat and in front of customer — use on cooking grill of kettle or on counter.

WM-76 WEBER MAILER

Use any time as a special hand-out or credit mailer. Prices based on quantity and imprint required — imprint area for prices and/or dealer data. Contact Weber rep for price quote.



GAS MATERIALS

GP-76 GAS HANDLE SIGN

New P.O.P. stands on handle of cover to shout that Weber has gas kettles too. Feature copy and sell story. Allows cover to be removed for selling.

GS-76 GAS SIGN

22" x 28" (fits standard store fixture sign holders) Full color gas information sign. Burner and information move up and down to show how 2 position burner works wonders.

GCB-76 GAS CONSUMER BROCHURE

New literature tells the complete Weber gas story. May also be used as mailer.



SB-76 SALE SIGN

22" x 28" (fits standard store fixture sign holders) Tells the sale story — available on light card stock and in paper version for window or wall display. (Specify paper or card.)

SMH-76 SALE MAILER HOLDER

Easel backed card with pocket holds sale mailers and keeps them neatly in front of consumer.

SM-76 SALE MAILER

Popular mailer features sale items and sale prices. Area available for imprint of dealer name, etc. — contact Weber rep for price quote based on quantity and imprint data.



BROCHURES AND CATALOGUES

TC-76 TRADE CATALOGS

This publication with retail price is available in quantity to distributors and retail groups. Details complete line of Weber products with retail price list.

MB-76 MERCHANDISING BROCHURE

Explains complete Weber sale, advertising and display program.

CC-76 CONSUMER BROCHURE

New, easy to use consumer brochure tells the Weber Quality Story and shows full line of Weber Kettles and accessories. Separate price list inserted in each brochure. A real sales tool.



WEBER-STEPHEN PRODUCTS CO.
ARLINGTON HEIGHTS, ILLINOIS

Copyright 1976

Form TC-076

Printed in U.S.A.