

SPIRIT™

GAS BARBECUES




Discover the tradition of legendary quality inside the Weber® Spirit™ Series Gas Barbecue!

EXPANDED

A warming rack provides extra space perfect for cooking vegetables and warming breads.

INTELLIGENT

Because of its superior design, you won't find messy lava rocks inside a Weber Gas Barbecue. Lava rocks collect grease and cause uncontrollable flare-ups.




INSPECTION

Our quality control inspectors conduct an ignition and burn test on every gas barbecue.



CLEANUP

Durable bottom tray funnels excess juices into a disposable aluminum pan for easy cleanup.





DURABLE

Porcelain-enameled cooking grates are easy to clean and resist rusting.

ACCURATE

Dual-purpose thermometer monitors the temperature inside the grill, or can be used as a probe to check doneness of food.

PERFORMANCE


Specially angled Flavorizer® Bars are the key element of the Weber Cooking System. They distribute heat evenly through the grill and vaporize drippings to create barbecue flavor without flare-ups.

CONTROL

Stainless steel burners run the full length of the cooking box to offer controlled cooking, energy efficiency, and even heat.


QUALITY

All steel parts and aluminum castings are cleaned and treated with a corrosion preventative for years of rust free service.




SAFEGUARD

Air intake guards are factory installed to keep burners free from debris and insects.



CONFIDENCE


Easy-to-read fuel scale prevents you from being caught off guard with an empty fuel tank.



PREFERENCE

Natural gas models come with a flexible 12 foot natural gas hose with convenient quick disconnect.

SPIRIT™ SERIES	SPIRIT 500	SPIRIT 700
Stainless steel burners	2	3
Crossover Ignition System	✓	✓
Porcelain-enameled Flavorizer Bars	✓	✓
Porcelain-on-steel cooking grates	✓	✓
Slide-out bottom tray	✓	✓
Removable catch pan	✓	✓
Porcelain-on-steel control panel	✓	✓
Colorful cookbook	✓	✓
Dual-Purpose thermometer	✓	✓
Stainless steel tool holders	✓	✓
Wire bottom shelf	✓	✓
Swing-up work surface		1
Removable work surface(s)	1	1
Welded steel cart frame	✓	✓
20 lb LP tank with quick disconnect	On all LP Gas models	
Precision fuel scale	On all LP Gas models	
12 foot quick disconnect hose	On all Natural Gas models	
Total cooking area (sq. in.)	458	536
Primary cooking grate area (sq. in.)	350	424
Warming rack area (sq. in.)	108	112
BTU per hour input	22,000	33,000
Crack-proof wheels	✓	✓
Exterior dimensions (with lid open)	55½" h x 46" w x 26" d	60" h x 49" w x 28" d
Available lid colors	BLACK	BLACK
	RED	RED



SPIRIT 500



SPIRIT 700



SERVICE

Our trained customer service specialists are available to answer any questions, solve any problems, and can even help you select the perfect barbecue to fit your lifestyle. Just call them at 1-800-446-1071.

45-DAY MONEY-BACK GUARANTEE

All Weber® Gas Barbecues are backed by a 10-Year Limited Warranty, but if for any reason you're not completely satisfied you may return the grill within 45 days for a full refund.