

FAMOUS

weber®

ALL YOU NEED
TO KNOW
TO COOK
OUTDOORS
THIS
SUMMER

electric kettles
presents

FOR COVERED COOKING



From the maker of the most complete line of barbecue equipment and accessories.

FAMOUS
weber®



















charcoal, gas & electric kettles
presents

THE STORY OF OUTDOOR COVERED COOKING



From the maker of the most complete line of barbecue equipment and accessories.

THE STORY OF OUTDOOR COVERED COOKING

Weber is the recognized originator and leader in covered barbecue cooking.  By putting a cover  on the old-fashioned brazier,  Weber created the complete outdoor cooker.  Like a kitchen oven,  it cooks all types of food; roasts,  turkeys,  hams,  etc. in addition to regular barbecue favorites like steaks,  hot dogs,  and burgers.  But even better than a kitchen oven, the Weber Kettle gives all foods that delicious, juicy, flavorful taste of outdoor barbecuing. And because of the unique Weber round shape,  heat is circulated evenly...above,  below,  all around...  so foods need little attention and practically no turning. Many have tried to copy the famous Weber outdoor cooking principle with square,  rectangular,  sort-of-round  barbecues, but none has been able to duplicate that fabulous Weber taste...and ease of cooking. If you want proof, you don't have to go far, just ask any Weber Kettle owner.

FAMOUS WEBER

Solid steel construction will not rust out or burn out

Porcelain finish in and out, permanent color, easy to clean



QUALITY CONSTRUCTION:

Top and bottom dampers control heat, save charcoal

Aluminum legs, ash catcher and wheels — will not rust

COOK ALL THESE FOODS OUTDOORS

There's no limit to what you can cook in a Weber Kettle. All foods taste better. Complete instructions for cooking times, dam-

per control, number of briquettes plus exciting recipes are in a free recipe book accompanying every Weber Kettle.

For these foods use direct method with coals under food



STEAKS



5-20 min.

BURGERS



6-10 min.

HOT DOGS



6-8 min.

KABOBS



35-40 min.

For these foods use indirect method with drip pan under and coals on side



ROLLED RUMP



15 min. per lb.

TURKEY



11 min. per lb.

LAMB



18 min. per lb.

FISH STEAKS



25-30 min.

STUFFED FISH



6-9 min. per lb.

PORK LOIN



15-20 min. per lb.

RIBS



About 1 hour

HAM



6-10 min.

LOBSTER



About 20 min.

CHICKEN



55-80 min.

SHRIMP



About 8 min.

DUCK



18-20 min. per lb.

PORK CHOPS



30-40 min.

MEAT LOAF



About 45 min.

POT ROAST



21 min. per lb.

CASSEROLES



About 30 min.

PIZZA



About 40 min.

GAME HENS



About 1 hour

POTATOES



45-60 min.

CORN



25-30 min.

SQUASH



50-60 min.

ONIONS



40-55 min.

MUSHROOMS



15-20 min.

TOMATOES



5-15 min.

PEPPERS



40-50 min.

FAMOUS WEBER CHARCOAL BARBECUE KETTLES



700 SERIES

For the average size family, this is America's favorite outdoor cooker. Big 22½" kettle diameter handles entire meals with ease. Porcelain finish, aluminum legs, and ash catcher. 29" high.

300 SERIES

For smaller families this more compact version of the popular 700 Series is perfect. 18½" kettle diameter, 28" high. Same fine quality Weber construction.

800 SERIES

Big families with big appetites (or a lot of friends) appreciate the size of this Weber cooker. It's giant 26¾" kettle diameter handles the largest turkeys or roasts. Porcelainized, 32" high.

SMOKEY JOE

Ideal for picnics, camping trips or small families. Use it as a second unit along with your larger Weber. Collapsible legs make it easy to take along, easy to store. 14½" kettle diameter 17½" high.

THE IMPERIAL SEQUOIA

The ultimate in outdoor cooking. Colorful, porcelainized Weber Kettle nestled in handsome redwood wagon adds dignity and charm to any backyard or patio. Overall dimensions with 22½" diameter kettle in place: 30¾" high, 28" wide, 53¾" long.

THE SEVILLE

The classic styling of this antique white finished wrought iron cart adds a touch of enduring elegance to any patio. Traditional Weber quality construction will provide years of beautiful service. 22½" kettle diameter.

THE RANGER

Effortless portability in smart wheelbarrow design. Popular 700 Series Weber Kettle has big 22½" diameter grill with lots of cooking space. Porcelain finish inside and out with aluminum ash catcher. 32½ inch high at handle.

BK-710 Jet Black	BK-720 Yellow
BK-730 Red	BK-760 Key Lime
BK-780 Copper Mist	

JBK-310 Jet Black	JBK-320 Yellow
JBK-330 Red	JBK-360 Key Lime
JBK-380 Copper Mist	

LBK-810 Jet Black	LBK-830 Red
LBK-880 Copper Mist	

SJ-100 Jet Black

IS-930 Red	IS-960 Key Lime
IS-980 Copper Mist	

WI-1030 Red	WI-1060 Key Lime
WI-1080 Copper Mist	

RW-1120 Yellow

WEBER GAS KETTLES



ALL THE FLAVOR OF OUTDOOR COOKING WITH THE EASE AND DEPENDABILITY OF GAS.

Weber Gas Kettles

Exclusive: Weber two position stainless steel burner lets you select the right flame for any food. Draft-diverter virtually eliminates troublesome blow-outs. Self-cleaning lava rock "coals". 22½" dia. kettle of heavy duty steel is porcelainized inside and out. Hook in cover is provided for hanging on lip of kettle.

GG-110 Jet Black	GG-120 Yellow	GG-130 Red
---------------------	------------------	---------------

3 Mounting Options Available

Permanent Base

Place it anywhere you want it for year-round pleasure.
GG-001 Natural Gas GG-006 LP Gas

Patio Mount

"Y" shaped stand for safe, easy positioning and mounting to patio or deck.
GG-002 Natural Gas GG-003 LP Gas

Portable Mount

Moves easily on two strong casters. 10 ft. flexible hose. Gives you pool or patio cooking convenience
GG-004 Natural Gas GG-005 LP Gas



High Burner Position for Searing. One of the beauties of a convenient Weber Gas Kettle is the choice of cooking positions. With the burner up, the direct flame sears meats quickly sealing in all the natural flavor and good meat juices.



Low Burner Position—for Broiling, Roasting & Baking. With the burner in the down (indirect) position, you can broil & roast. Exclusive Weber flame shield guards against flare-ups, gives that wonderful cookout flavor.

WEBER ELECTRIC KETTLES



UNIQUE OUTDOOR FLAVOR PLUS THE CONVENIENCE OF CLEAN ELECTRIC COOKING.

Weber Electric Kettles

Each Weber heating element is designed to deliver 1650 watts of cooking heat. This converts to an amperage draw of 13.7. All Electric Weber Kettles operate on standard 110 volt household current fused for 15 amp. No special wiring needed. Equipped with cord minder and 6 ft. heavy duty 14 gauge cord. (UL Listed).

400 Series

The 400 Series has a single heating element for whole meal cooking. 18½" kettle dia. Self-cleaning lava rock.

EG-410 Black	EG-420 Yellow	EG-430 Red
-----------------	------------------	---------------


500 Series

The 500 Series has two heating elements operated independently for roasting, broiling, or whole meal cooking. Big 22½" kettle diameter, 29" high. Porcelain finish inside and out. Self-cleaning lava rock.

EG-510 Black	EG-520 Yellow	EG-530 Red
-----------------	------------------	---------------



Two Heating Elements of the 500 Series operate independently and are controlled by a toggle switch. The outer element provides indirect cooking (shown here). The inner element is for direct cooking.



Single Heating Element of the 400 Series is shown here in action doing direct cooking. For indirect cooking—place food over drip pan and dial desired heat on Weber's infinite heat control.

Note: For maximum performance use 14 gauge extension cord

WEBER ACCESSORIES

Add more fun and versatility to outdoor cooking.

Shish Kabob Set Jet Black ring and stainless steel skewers with heat-resistant hardwood handles fits into top of kettle. S-26

Work Table Teak veneer, adjustable aluminum legs, towel ring, utensil rack. Fits all kettles except portable gas units. WT19

Work Table Rack Nickel-plated, attaches under work table or stands free. WTR18

Drip Pans Aluminum pans drop easily into place between charcoal rails—catches those flavorful juices. DP30

Rib Racks Increases rib cooking capacity by 50%, cooking space by 50%, simplifies basting. Also for chicken halves and thick chops. RR37

Charcoal Rails Keep charcoal along sides of drip pans for easy indirect cooking. CR-39

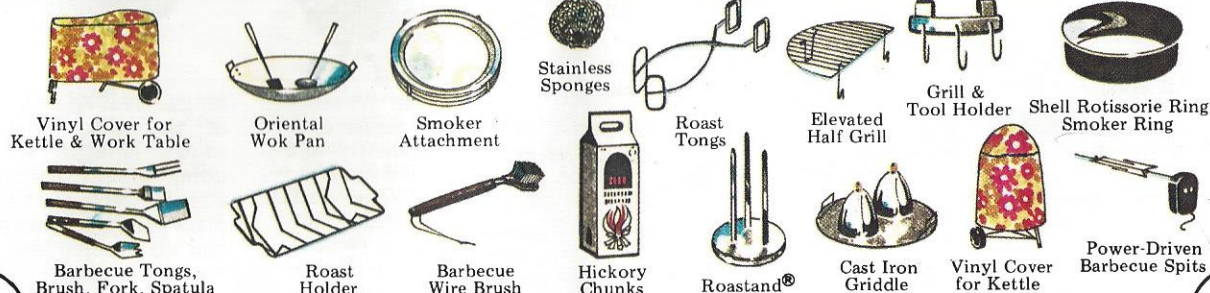
Corn 'N' Tator Grill Nickel-plated ring holds any combination of corn or spuds. CT38

Barbecue Tool Set Stainless steel with long solid teak handles: basting brush, tongs, spatula and fork. TS51

Deluxe Cook Book 80 pages of exciting covered cooking creations, tested recipes, color illustrations, detailed instructions and cooking times. DCB-1

Accessory Starter Set AP-85 includes 4 stainless sponges, charcoal rails, roast holder, grill and tool holder, 10 drip pans.

Your Weber dealer has them all.



weber®

PRICE LIST EFFECTIVE — OCTOBER 1, 1974

(Subject to change without prior notice)

MODEL

PRICE

MODEL

PRICE

CHARCOAL BARBECUE KETTLES

BK-710	Jet Black	The Texan	22½"	\$69.95
BK-720	Yellow	The Gourmet	22½"	79.95
BK-730	Red	The Statesman	22½"	79.95
BK-760	Key Lime	The Gardner	22½"	79.95
BK-780	Copper Mist	The Warrior	22½"	79.95
JBK-300	Jet Black	Outdoor Companion	18½"	49.95
JBK-310	Jet Black	The 49'er	18½"	54.95
JBK-320	Yellow	The Yachtsman	18½"	64.95
JBK-330	Red	The Easterner	18½"	64.95
JBK-360	Key Lime	The Fairway	18½"	64.95
JBK-380	Copper Mist	The Brave	18½"	64.95
LBK-810	Jet Black	The Fleetwood	26½"	109.95
LBK-830	Red	The Aristocrat	26½"	124.95
LBK-880	Copper Mist	The Chief	26½"	124.95
SJ-100	Black	Smokey Joe	14½"	24.95
RB-600	Black	The Ranch	37½"	249.95
RW-1120	Yellow	The Ranger	22½"	99.95
IS-930	Red	Imperial Sequoia Wagon	22½"	249.95
IS-960	Key Lime	Imperial Sequoia Wagon	22½"	249.95
IS-980	Copper Mist	Imperial Sequoia Wagon	22½"	249.95
WI-1030	Red	Seville Wrought Iron Cart	22½"	299.95
WI-1060	Key Lime	Seville Wrought Iron Cart	22½"	299.95
WI-1080	Copper Mist	Seville Wrought Iron Cart	22½"	299.95

GG-110	Black Kettle with GG-002	199.95
	Natural Gas/Patio Mount	
GG-110	Black Kettle with GG-003	199.95
	LP Gas/Patio Mount	
GG-110	Black Kettle with GG-004	219.95
	Natural Gas/Portable Mount	
GG-110	Black Kettle with GG-005	219.95
	LP Gas/Portable Mount	
GG-120	Yellow Kettle	Add
GG-130	Red Kettle	\$10.00
		for colors

ACCESSORIES

AP-85	Accessory Pack — The Starter Set	\$19.95
AP-86	Accessory Pack — Outdoor Chef Jr.	32.95
AP-87	Accessory Pack — The Gourmet	44.95
BC-43	Kettle Cover (for JBK & 400 Electric Models)	6.95
BC-47	Kettle Cover (BK, Gas & 500 Electric Models)	8.95
BC-48	Kettle Cover (for LBK Models)	10.95
BC-49	Kettle Cover (for IS Models)	19.95
BC-51	Kettle Cover (for WI Models)	19.95
BTC-57	Kettle & Work Table Cover (for BK, Gas & 500 Electric Models)	12.95
BTB-71	Barbecue Tool — Brush	7.95
BTF-72	Barbecue Tool — Fork	5.95
BTS-73	Barbecue Tool — Spatula	5.95
BTT-74	Barbecue Tool — Tongs	7.95
RWB-69	Barbecue Tool — Wire Brush	8.95
CR-39	Charcoal Rails	4.95
CT-31	Corn 'N' Tator Grill (for JBK & 400 Electric Models)	9.95
CT-32	Corn 'N' Tator Grill (for LBK Models)	11.95
CT-38	Corn 'N' Tator Grill (for BK, Gas & 500 Electric Models)	10.95
DCB-1	Deluxe Cook Book	4.95
DP-30	Drip Pans (10 per package)	3.45
DS-10	Cook Book—Charcoal (10 books & display rack)	5.00
DS-20	Cook Book—Gas (10 books & display rack)	5.00
DS-30	Cook Book—Electric (10 books & display rack)	5.00

ELECTRIC KETTLES

EG-410	Jet Black	Electric Barbecue Kettle	18½"	149.95
EG-420	Yellow	Electric Barbecue Kettle	18½"	159.95
EG-430	Red	Electric Barbecue Kettle	18½"	159.95
EG-510	Jet Black	Electric Barbecue Kettle	22½"	189.95
EG-520	Yellow	Electric Barbecue Kettle	22½"	199.95
EG-530	Red	Electric Barbecue Kettle	22½"	199.95

GAS KETTLES

GG-110	Black Kettle with GG-001		
	Natural Gas/Permanent Base	\$179.95	
GG-110	Black Kettle with GG-006		
	LP Gas/Permanent Base	179.95	

MODEL

PRICE

G-9	Elevated Half-Grill	8.95
G-14	Griddle	19.95
HC-17	Hickory Chunks (4lbs.)	1.95
GTH-12	Grill & Tool Holder	3.45
RA-21	Barbecue Spit (for JBK & 400 Electric Models)	39.95
RA-22	Barbecue Spit (for BK, Gas & 500 Electric Models)	41.95
RA-24	Barbecue Spit (for LBK Models)	49.95
RH-95	Roast Holder	6.95
RR-36	Rib Rack (for JBK & 400 Electric Models)	8.45
RR-37	Rib Rack (for BK, LBK, Gas & 500 Electric Models)	12.95
RS-91	Roastand®	9.95
RT-33	Roast Tongs	6.95
S-25	Shish Kabob Set (for JBK & 400 Electric Models)	19.95
S-26	Shish Kabob Set (for BK, Gas & 500 Electric Models)	21.95
S-27	Shish Kabob Set (for LBK Models)	23.95
SM-16	Smoker Attachment (with Smoker Cook Book)	8.95
SSP-15	Stainless Sponge	.79ea.
TS-51	Barbecue Tool Set (4 tools)	27.45
WP-80	Wok Pan & Tools	29.95
WP-31	Wok Pan only	22.95
WP-83	Wok Tools only	9.95
WT-19	Work Table (for all units except Gas)	23.95
WTG-19	Work Table (for Gas units only)	23.95
WTR-18	Work Table Rack	19.95

Copyright 1974, WEBER-STEPHEN PRODUCTS CO.
ARLINGTON HEIGHTS, ILL. 60004

MODEL

PRICE

WEBER PARTS

AC-28	300 Series Ash Catch	4.95
AC-29	700 Series Ash Catch	5.45
AC-30	800 Series Ash Catch	6.95
G-1	Cooking Grill-SJ	4.95
G-2	Cooking Grill-300	6.95
G-3	Cooking Grill-600	39.95
G-4	Cooking Grill-700	8.95
G-5	Charcoal Grill-SJ	3.95
G-6	Charcoal Grill-300	5.95
G-7	Charcoal Grill-600	29.95
G-8	Charcoal Grill-700	7.95
G-10	Charcoal Grill-800	8.95
G-11	Cooking Grill-800	9.95
G-12	Charcoal Grill, Stainless	23.95
S-50	Shaft-RA-21	4.95
S-60	Shaft-RA-22	5.45
S-65	Shaft-RA-24	5.95
SH-10	Rotis./Hood JBK	21.95
SH-11	Rotis./Hood BK	24.95
SH-13	Rotis./Hood LBK	27.95
SP-75	Spitforks (pair)	3.95
T-2	Triangular Tray-JBK	6.95
T-3	Triangular Tray-BK	8.95
T-4	Triangular Tray-LBK	9.95
WH-6	6" Wheel-BK & JBK	4.00
WH-8	8" Wheel-LBK & IS	4.95
G-1450	Gas Installation Kit	24.95