



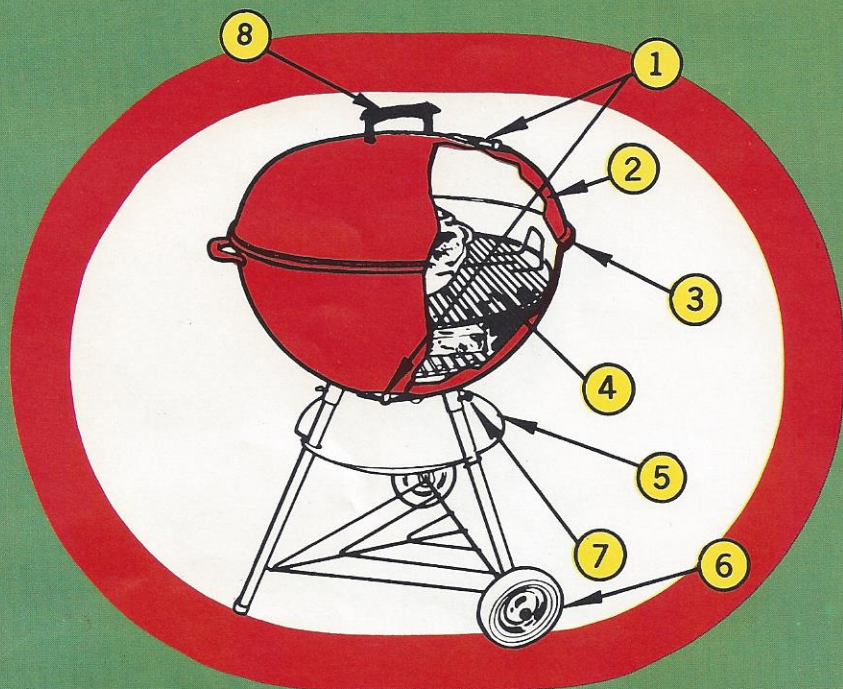
WEBER®

COVERED BARBECUE KETTLES

THE ORIGINAL STANDARD OF EXCELLENCE IN COVERED COOKING

WEBER® KETTLES

these outstanding features make
WEBER the choice of barbecue experts



- 1 Easy-to-use dampers regulate heat — have positive stops and provide full-range cooking control.
- 2 "Long-last" porcelain finish inside and out — a durable surface for lasting beauty.
- 3 The Original WEBER Cover ends flare-ups — holds in heat, eliminates scorching and burning and puts out coals.
- 4 Scientifically spaced dual grills — one for charcoal, one for food — need no adjustment, and have no moving parts to wear.
- 5 Weather-proof Aluminum ash-catcher, dampers, and legs — will not rust.
- 6 Rugged, whitewall, rubber-tired wheels — oversize for easy moving.
- 7 Easy to assemble — 3 thumb screws, 2 hubs.
- 8 New Walnut handles on Covers 300 - 700 - and 800 series.

Why Foods Cook Better . . . IN A WEBER!!

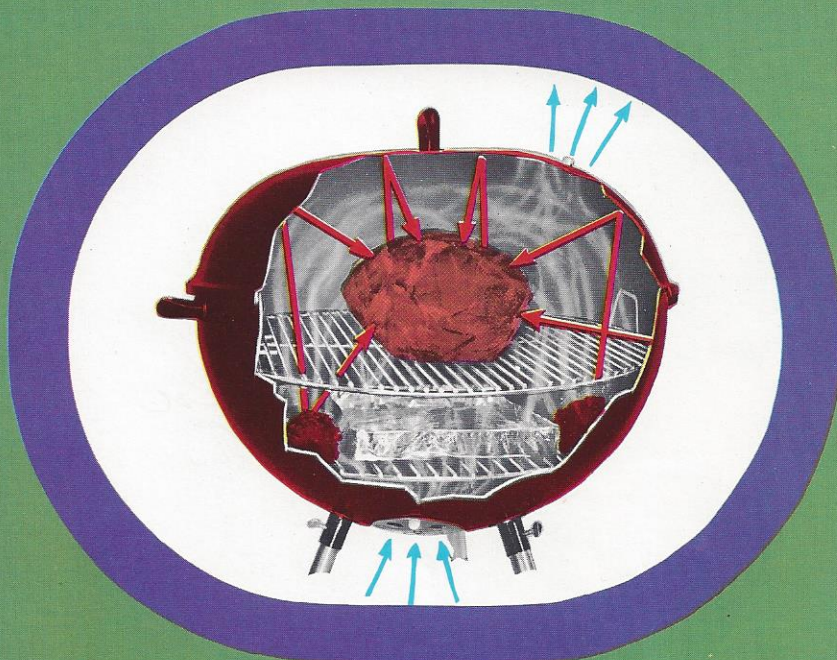
WEBER kettles cook with reflected heat to combine the economy of an oven with the zest of a barbecue.

With the exclusive WEBER cover in place, foods cook in their own juices — stay flavorful juicy and tender even when "well done."

A unique damper system controls heat to suit you—brings out the matchless flavor of the finest cuts . . . even less expensive meats are transformed into gourmet delights.

WEBER PRINCIPLE

Uses two grills, the upper for food, the lower for charcoal. Air circulates all through the charcoal to distribute heat evenly and seal in flavor and juices.



WEBER ECONOMY

WEBER kettles are built to outlast ordinary barbecues and what's more, WEBER gives you real economy too.

Use fewer briquettes to begin with — when through, close all dampers and coals go out almost instantly. Use the same coals up to 5 times — practically pays for itself in charcoal savings alone!


WEBER®

Starts Where Others Leave Off.

700 SERIES — Lifetime porcelain finish. Aluminum ash catcher, legs, and fixtures. Whitewall, rubber-tired wheels. 22¾" grill diameter, 29" height. Shipped in single carton, 5.9 cu. ft., 36 lbs.



THE TEXAN
BK-710 Jet Black\$49.95



THE STATESMAN
BK-730 Hunters' Pink (red)\$57.95



THE ESTATE
BK-770 Chestnut-Coppertone..\$57.95



CARIBBEAN
BK-740 Avocado\$57.95



THE TRAVELER

Jet Black lifetime porcelain finish. A campers delight with detachable aluminum legs for easy storage. 18" grill diameter, 28" height. Shipped in single carton, 3.5 cu. ft., 21 lbs.

JBK-300\$32.95

FEATURING — Lifetime porcelain finish. Aluminum ash catcher, legs, and fixtures. Whitewall, rubber-tired wheels, 18" grill diameter, 28" height. Shipped in single carton, 3.6 cu. ft., 27 lbs.



THE 49'ER

JBK-310 Jet Black\$36.95



THE MEDITERRANEAN

JBK-340 Avocado\$39.95



THE EASTERNER

JBK-330 Hunters' Pink (red)....\$39.95

800 SERIES — Lifetime porcelain finish. Aluminum ash catcher, legs, and fixtures. Whitewall, rubber-tired wheels. 26" grill diameter, 32" height. Shipped in single carton, 8.5 cu. ft., 53 lbs.



THE FLEETWOOD

LBK-810 Jet Black\$69.95



THE WESTERNER

LBK-870 Authentic Western
steer head design on sides.
Chestnut-Coppertone\$77.95



THE ARISTOCRAT

LBK-830 Hunters' Pink (red)....\$74.95



THE SEQUOIA

WEBER Stephen Products Co. establishes a new plateau in outdoor living by combining the beautiful WEBER Kettle with redwood from the stately forest of northern California.

A careful blend of WEBER quality and beauty with the charm of the rustic and majestic redwood presents a sturdy and exciting picture.

It provides the finest in outdoor cooking or barbecuing and adds convenience and versatility in the typical WEBER tradition.

The WEBER Kettle and Redwood Wagon will be the center of attraction in your outdoor living scene and will add grace and dignity to any back yard or patio.

Overall Dimensions—700 series Kettle.
Height 30 1/4", Width 28", Length 53 3/4"

Shipping Data: The WEBER Kettle and Redwood Wagon are packaged separately but shipped as one unit. Wagon shipped in single carton K.D. 55 x 31 x 9. Weight 85 lbs. WEBER Kettle in carton 23 x 23 x 16. Weight 30 lbs.

The WEBER Kettle is available in four colors indicated by model number.

WB-910 Wagon with Black Barbecue	\$139.95
WB-930 Wagon with Red Barbecue	\$139.95
WB-940 Wagon with Avocado Barbecue	\$139.95
WB-970 Wagon with Coppertone Barbecue	\$139.95

THE RANGER

Add effortless Portability—Distinctive design and startling color to the famous WEBER KETTLE and you have the all new RANGER.


This standard size 700 series 23" kettle porcelainized in our new color—BURNT ORANGE—cradles in a sturdy black iron frame. The handles are equipped with Red grips and the large rubber tired wheel contains Red Walls for added matching beauty.

The RANGER possesses all the outstanding features of the regular Weber Barbecue but additionally may be used as a portable wood burning fireplace to ward off the evening chill.

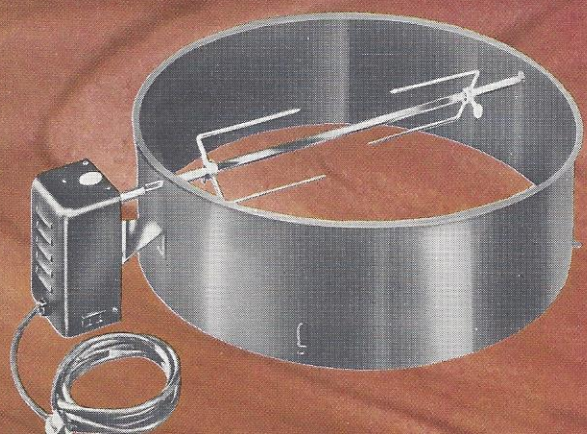
Equipped with ash catcher.
Shipped in single carton, 5.9 cu. ft., 40 lbs.

WR-1260\$64.95

IMPROVED SMOKEY JOE
Lifetime porcelain finish. Ideal for picnics. Improved damper control. 13 1/2" grill diameter, 13" height. Individually packed. Shipped 6 to a case, 6.7 cu. ft., 60 lbs.
SJ-100\$15.95




WEBER® accessories Add Versatility to your Barbecue.



WEBER BARBECUE SPITS	
Jet Black lifetime porcelain finish. Rotisserie hood, shaft, 2 spit forks and electric motor. Converts grill to rotisserie cooking.	
RA-21 (for 300 series)—(14 lbs.) (2.2 cu. ft.)	\$28.95
RA-22 (Black)—(for 700 series) (14 lbs.) (2.1 cu. ft.)	\$34.95
RA-23 (for RB models)—(30 lbs.) (9.0 cu. ft.)	\$45.95
RA-24 (for 800 series)—(16 lbs.) (2.5 cu. ft.)	\$38.95
S-50 Shaft (for 300 series)—(2 lbs.)	\$ 2.00
S-60 Shaft (for 700 series)—(2 lbs.)	\$ 2.00
S-65 Shaft (for 800 series)—(3 lbs.)	\$ 2.50
S-70 Shaft (for RB models)—(4 lbs.)	\$ 3.00
SP-75 Spit Forks, 1 pair (1 lb.)	\$ 1.80
M-30 Electric Motor and Coupling (3 lbs.)	\$14.95


ROTISSERIE HOODS	
SH-10 (for 300 series)—(7 lbs.)	\$13.95
SH-11 (Black)—(for 700 series)—(9 lbs.)	\$15.95
SH-12 (for RB models)—(25 lbs.)	\$22.95
SH-13 (for 800 series)—(14 lbs.)	\$18.95



SHISH KABOB SET

Hood and skewers fit into top of kettle. Lid covers hood while skewers are in cooking position. Jet Black lifetime porcelain finish hood. Stainless steel skewers. Heat resistant hardwood handles.


- S-25** (for 300 series)—4 skewers (4 lbs.)—(3/4 cu. ft.)\$10.95
S-26 (for 700 series)—6 skewers (6 lbs.)—(1 cu. ft.)\$12.95
S-27 (for 800 series)—6 skewers (7 lbs.)—(1 1/2 cu. ft.)\$13.95



CORN 'N' TATOR GRILL

Deluxe nickel plated cooking ring for use on top of standard cooking grill or use it individually. Will barbecue-cook any combination of 16 ears or spuds. The perfect accessory. Shipped in single carton. 1.1 cu. ft., 3 lbs.

- CT-38** for 700 series ONLY..\$6.95
CT-32 for 800 series ONLY..\$7.95



ROAST TONGS

This heavy-duty nickel plated tongs with vinyl covered handles simplifies transferring of food from cooking unit to carving board. Will not pierce or puncture food, thereby eliminating loss of juice and flavor. Shipped 6 in single carton. 2 cu. ft., 12 lbs.

- RT-33**\$2.49



KETTLE COVER

Heavy duty scotch plaid vinyl cover, waterproof-flame resistant. Keeps kettle clean in storage.

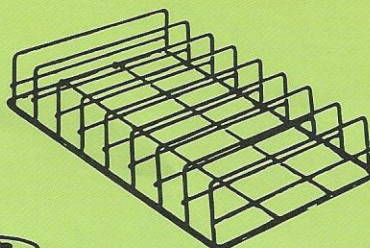
- BC40** (for W11000 models) wt. 3 lbs..\$13.95
BC41 (for W1100 models) wt. 1 1/2 lbs.\$ 5.98
BC42 (for WR models) wt. 1 1/2 lbs.\$ 4.48
BC43 (for JBK models) wt. 1 lb.\$ 2.98
BC47 (for BK models) wt. 1 1/2 lbs.\$ 4.48
BC48 (for LBK models) wt. 2 lbs.\$ 5.98
BC49 (for WB models) wt. 3 lbs.\$13.95
 Shipped in multiples of 6



WORK TABLE

Laminated highly resistant plastic top. Adjustable chrome legs. Stainless steel edging. Also, towel ring and utensil rack. Easily attaches to kettle. Fits all models except SJ-100 and BG-110. Varied patio colors—no choices, 18"x30".

- WT-18** (Varied colors)—(15 lbs.)—(1 cu. ft.) (For 300 or 700 series only)\$19.95
WT-19 (for 800 series only)\$19.95



RIB RACK

Sturdy, nickel plated rack increases rib cooking capacity by 50%. Adapts to any cooking unit or oven. Eliminates double stacking ribs and simplifies basting. Reduces need for constant attention while cooking. Shipped in single carton. 1 cu. ft., 5 lbs. Can be used on 700 or 800 series grills ONLY.

- RR-37**\$8.95



CHARCOAL CADDY

The no-mess way to handle charcoal. Keeps hands clean and charcoal dry. Tilts and dumps charcoal into cover which also serves as scoop. Jet Black bottom and copper color scoop cover. 20 lb. charcoal capacity. 24" height, 10" diameter.

- CC-900** (1.7 cu. ft., 13 lbs.)\$14.95




ELEVATED HALF-GRILL

Nickel plated half-grill rests on regular cooking grill and increases cooking area by 50%. Just right for potatoes, corn on the cob, etc. 4 lbs. (1/2 cu. ft.)

- G-9** (for 700 series only)\$4.95

COOKING GRILLS

- G-1** Smokey Joe—(1 lbs.)\$ 2.00
G-2 300 series—(3 1/2 lbs.)\$ 4.00
G-3 RB models—(20 1/2 lbs.)\$20.00
G-4 700 series—(6 lbs.)\$ 5.50
G-11 800 series—(8 lbs.)\$ 6.50




CHARCOAL RAILS

Newest aid to indirect cooking. Rails slip over bottom grill to keep coals along sides of kettle. Can be used on 700 or 800 series grills only. Shipped in single carton. .5 cu. ft., 1 lb.

- CR-39**\$2.95

CHARCOAL GRILLS

- G-5** Smokey Joe—(1 lbs.)\$ 1.40
G-6 300 series—(2 lbs.)\$ 2.00
G-7 RB models—(17 lbs.)\$15.00
G-8 700 series—(3 1/2 lbs.)\$ 3.00
G-10 800 series—(5 lbs.)\$ 4.00



CORN 'N' TATOR GRILL

Nickel plated cooking ring fully utilizes all cooking area. Permits barbecue-cooking corn and spuds to augment other foods for complete barbecue. For use on 300 series only. Shipped in single carton, 1 cu. ft., 2 lbs.

- CT-31**\$4.95



COOK BOOK

This exciting book gives specific instructions on covered barbecue cooking. Thoroughly tested recipes take all the guess-work out of barbecuing. Each display shipped complete with 10 catalogs, in single carton. 2 lbs.

- DS-10** Display stand with 10 books\$5.00
 Single cook books, (ea.)50



NEW IMPROVED FIRE BLOWER

Completely portable, battery operated motor creates draft for building hot fires quickly. Will ready cooking coals in 5 to 10 minutes. Standard 6 volt lantern battery. Shipped 12 to a master carton, 15 lbs. (1.3 cu. ft.)

- FB 201** (each less battery)\$5.49



THE SEVILLE

The standard 700 series 23" Weber Kettle is available in four colors indicated by model number.

Overall Dimensions: Height 34", Width 26", Length 48".

Shipped in one carton—completely assembled. Shipping Weight: 75 lbs.

WI-1010 Wagon with Black Barbecue\$169.95

WI-1030 Wagon with Red Barbecue\$169.95

WI-1040 Wagon with Avocado Barbecue\$169.95

WI-1070 Wagon with Copertone Barbecue..\$169.95

Weber proudly introduces its latest quality combination

Individually these units are examples of outstanding craftsmanship—as a combination they establish a new standard in elegance and grace that will dignify any patio setting.

Quality is the keynote.

The wrought iron units and the kettles are rust and weather-proof and possess the enduring characteristics necessary for a sound investment.

Both wrought iron units are finished in beautiful antique white.

THE FLAMENCO

Available in Antique White with 13" Diameter solid black kettle and carefully engineered ash catcher for complete safety.

Overall dimensions: Height 16", Diameter 30".

Shipped in one carton—completely assembled except ash catcher. Shipping Weight: 25 lbs.

WI-1110 Table with Black Barbecue\$79.95



WEBER®

THE PENTHOUSE

The WEBER Kettle is now available to everyone who appreciates the finest in outdoor cooking.

Heretofore barbeque cooking was primarily limited to the conventional back yard or ground level patio. Now the apartment dweller can actively participate by bringing back yard living right to his apartment.



Most modern apartments include in their construction a limited patio with the accompanying patio railing.

The new WEBER Kettle with a special convenient securing device attaches firmly to this railing and due to its combination ash catcher and damper control practically eliminates the possibility of sparks or ashes becoming a hazard or nuisance.

The Kettle measures 15" in diameter and because of the deep dome will accommodate large pieces of meat.

Shipped in individual cartons, 18½" x 17½" x 12". Approximate shipping weight 20 lbs.

ABK-210\$34.95



The WEBER FIREPLACE BARBECUE KETTLE is available in two sizes with two colors in each size.

FBK-410—18" diameter, Jet Black porcelain finish, complete with stand—Overall dimensions H. 20", W. 22", D. 15". wt. 29 lbs. 3.5 cu. ft.

\$39.95

FBK-430—18" diameter, Red porcelain cover, Black porcelain kettle, complete with stand—Overall dimensions H. 20", W. 22", D. 15". wt. 29 lbs. 3.5 cu. ft.

\$41.95

FBK-510—23" diameter, Jet Black porcelain finish, complete with stand—Overall dimensions H. 23", W. 25½", D. 22". wt. 41 lbs. 5.7 cu. ft.

\$54.95

FBK-530—23" diameter, Red porcelain cover, Black porcelain kettle, complete with stand—Overall dimensions H. 23", W. 25½", D. 22". wt. 41 lbs. 5.7 cu. ft.

\$56.95

